

## ACCOUNT STATEMENT

Statement Period  
Account Number

02/01/2016 through 02/29/2016  
M87163

### Index Of Related Accounts

THIS REPORT CONSOLIDATES THE ACTIVITY OF  
THE FOLLOWING ACCOUNTS:

ACCOUNT	NAME
2850000701	AS CUSTODIAN FOR POMPANO BEACH GENERAL EMPLOYEES' RETIREMENT SYSTEM RECEIPTS & DISBURSEMENT ACCOUNT
2850000710	AS CUSTODIAN FOR POMPANO BEACH GENERAL EMPLOYEES' RETIREMENT SYSTEM - MUTUAL FUND ACCOUNT
2850000729	AS CUSTODIAN FOR POMPANO BEACH GENERAL EMPLOYEES' RETIREMENT SYSTEM RHUMBLINE ADVISORS
2850000738	AS CUSTODIAN FOR POMPANO BEACH GENERAL EMPLOYEES' RETIREMENT SYSTEM RICHMOND CAPITAL MGMT FIXED
2850000747	AS CUSTODIAN FOR POMPANO BEACH GENERAL EMPLOYEES' RETIREMENT SYSTEM STRALEM & COMPANY INC
2850000756	AS CUSTODIAN FOR POMPANO BEACH GENERAL EMPLOYEES' RETIREMENT SYSTEM VICTORY CAPITAL MGMT
2850000765	AS CUSTODIAN FOR POMPANO BEACH GENERAL EMPLOYEES' RETIREMENT SYSTEM AMERICAN REALTY ADVISOR
2850000774	AS CUSTODIAN FOR POMPANO BEACH GENERAL EMPLOYEES' RETIREMENT SYSTEM DEPRINCE, RACE & ZOLLO
2850000783	AS CUSTODIAN FOR POMPANO BEACH GENERAL EMPLOYEES' RETIREMENT SYSTEM ATLANTA CAPITAL MANAGEMENT

## ACCOUNT STATEMENT

Statement Period  
Account Number

02/01/2016 through 02/29/2016  
M87163

### Index Of Related Accounts

THIS REPORT CONSOLIDATES THE ACTIVITY OF  
THE FOLLOWING ACCOUNTS:

ACCOUNT	NAME
2850000792	AS CUSTODIAN FOR POMPANO BEACH GENERAL EMPLOYEES' RETIREMENT SYSTEM JP MORGAN INVESTMENTS
2850000809	AS CUSTODIAN FOR POMPANO BEACH GENERAL EMPLOYEES' RETIREMENT SYSTEM PRINCIPAL GLOBAL INVESTORS

## ACCOUNT STATEMENT

Statement Period  
Account Number

02/01/2016 through 02/29/2016  
M87163

### Schedule Of Adjustments

DESCRIPTION	TRANSACTION DETAIL		
	CASH OR BROKER CASH	MKT / COST BASIS	MKT / COST GAIN / LOSS
REALIZED GAIN OR LOSS			
CUSIP# Y09827109			
01/29/2016 (SETTLE 02/03/2016)	6,659.52		6,659.52
SOLD 50 SHS BROADCOM LIMITED ON		3,532.50 -	3,127.02
01/29/2016 AT 133.233 THRU			
BARCLAYS CAPITAL LE COMMISSIONS			
PAID 2.00 EXPENSES PAID 0.13			
TOTAL REALIZED GAIN OR LOSS	6,659.52	3,532.50 -	6,659.52 3,127.02
UNREALIZED GAIN OR LOSS			
CUSIP# 69447T771			
01/29/2016 (SETTLE 02/02/2016)	6,221.88 -	6,221.88	
PURCHASED 644.754 SHS PACIFIC		6,221.88	
LIFE FLOATING RATE INCOME FUND			
ON 01/29/2016 AT 9.65 FOR			
REINVESTMENT			
TOTAL UNREALIZED GAIN OR LOSS	6,221.88 -	6,221.88 6,221.88	
GRAND TOTAL	437.64	6,221.88 2,689.38	6,659.52 3,127.02
TOTAL DUE TO BKR	6,221.88		
TOTAL DUE FROM BKR	6,659.52		

NOTE: GAIN/LOSS TOTALS ARE THE SUM OF GAIN/LOSS AMOUNTS FROM INDIVIDUAL ADJUSTMENTS.

## ACCOUNT STATEMENT

Statement Period  
Account Number

02/01/2016 through 02/29/2016  
M87163

### Schedule Of Adjustments

#### TRANSACTION SUMMARY

ADJUSTMENTS FOR THE PERIOD 02/01/2016 THROUGH 02/29/2016

	MARKET VALUE ADJUSTMENTS	BASIS ADJUSTMENTS
ENDING VALUE AS OF 01/31/2016	153,827,501.57	126,903,476.15
REALIZED GAIN OR LOSS	6,659.52	3,127.02
ADJUSTED ENDING VALUE AS OF 01/31/2016	153,834,161.09	126,906,603.17

# ACCOUNT STATEMENT

Statement Period  
Account Number

02/01/2016 through 02/29/2016  
M87163

## Schedule Of Adjustments

ADJUSTED BALANCES AS OF 03/16/2016	ASSET SUMMARY			
	ENDING COST BASIS	ADJUSTED COST BASIS	ENDING MARKET VALUE	ADJUSTED MARKET VALUE
	A S S E T S			
CASH	0.00	0.00	0.00	0.00
DUE FROM BROKERS	183,829.11	190,488.63	183,829.11	190,488.63
ACCRUED INCOME	237,308.46	237,308.46	237,308.46	237,308.46
TOTAL CASH & RECEIVABLES	421,137.57	427,797.09	421,137.57	427,797.09
CASH AND EQUIVALENTS				
SHORT TERM INVESTMENTS	4,933,331.46	4,933,331.46	4,933,331.46	4,933,331.46
TOTAL CASH AND EQUIVALENTS	4,933,331.46	4,933,331.46	4,933,331.46	4,933,331.46
EQUITIES				
COMMON STOCK	46,210,260.55	46,210,260.55	51,648,515.26	51,648,515.26
MUTUAL FUNDS - EQUITY	6,676,155.90	6,676,155.90	7,008,718.28	7,008,718.28
TOTAL EQUITIES	52,886,416.45	52,886,416.45	58,657,233.54	58,657,233.54
FIXED				
U S TREASURY BILLS	0.00	0.00	0.00	0.00
U S GOVERNMENT OBLIGATIONS	1,651,226.01	1,651,226.01	1,694,240.90	1,694,240.90
MORTGAGE BACKED SECURITIES	6,590,361.88	6,590,361.88	6,648,789.41	6,648,789.41
COLLATERALIZED MORTGAGE OBLIGATI	598,966.03	598,966.03	623,696.24	623,696.24
CORPORATE BONDS	11,896,131.91	11,896,131.91	11,845,891.05	11,845,891.05
MUTUAL FUNDS - FIXED INCOME	2,203,496.26	2,209,718.14	3,916,752.36	3,922,974.24
TOTAL FIXED	22,940,182.09	22,946,403.97	24,729,369.96	24,735,591.84
INTERNATIONAL				
FOREIGN BONDS, NOTES & DEBENTURE	180,870.00	180,870.00	160,311.00	160,311.00
FOREIGN STOCK	1,263,895.69	1,260,363.19	1,463,716.45	1,463,716.45
MUTUAL FUNDS - INTERNATIONAL	12,795,026.33	12,795,026.33	13,551,008.74	13,551,008.74
TOTAL INTERNATIONAL	14,239,792.02	14,236,259.52	15,175,036.19	15,175,036.19
MISCELLANEOUS ASSETS				
MISCELLANEOUS ASSETS	10,000,000.00	10,000,000.00	17,097,717.77	17,097,717.77
TOTAL MISCELLANEOUS ASSETS	10,000,000.00	10,000,000.00	17,097,717.77	17,097,717.77
PARTNERSHIPS				
PARTNERSHIPS	21,779,195.82	21,779,195.82	33,110,254.34	33,110,254.34
TOTAL PARTNERSHIPS	21,779,195.82	21,779,195.82	33,110,254.34	33,110,254.34
TOTAL HOLDINGS	126,778,917.84	126,781,607.22	153,702,943.26	153,709,165.14
TOTAL ASSETS	127,200,055.41	127,209,404.31	154,124,080.83	154,136,962.23

# ACCOUNT STATEMENT

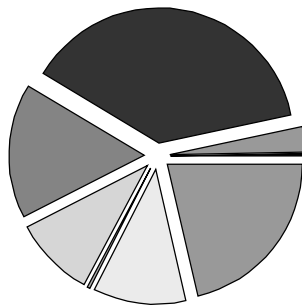
Statement Period  
Account Number

02/01/2016 through 02/29/2016  
M87163

## Schedule Of Adjustments

ADJUSTED BALANCES AS OF 03/16/2016	ASSET SUMMARY			
	ENDING COST BASIS	ADJUSTED COST BASIS	ENDING MARKET VALUE	ADJUSTED MARKET VALUE
	L I A B I L I T I E S			
DUE TO BROKERS	296,579.26	302,801.14	296,579.26	302,801.14
TOTAL LIABILITIES	296,579.26	302,801.14	296,579.26	302,801.14
TOTAL NET ASSET VALUE	126,903,476.15	126,906,603.17	153,827,501.57	153,834,161.09
TOTAL LIABILITIES AND EQUITY	127,200,055.41	127,209,404.31	154,124,080.83	154,136,962.23

## Adjusted Asset Allocation



0.3%	CASH & RECEIVABLES	427,797.09
3.2%	CASH AND EQUIVALENTS	4,933,331.46
38.1%	EQUITIES	58,657,233.54
16.1%	FIXED	24,735,591.84
9.9%	INTERNATIONAL	15,175,036.19
0.2%	LIABILITIES	302,801.14
11.1%	MISCELLANEOUS ASSETS	17,097,717.77
21.5%	PARTNERSHIPS	33,110,254.34
100.0%	Total	153,834,161.09

# ACCOUNT STATEMENT

Statement Period  
Account Number

02/01/2016 through 02/29/2016  
M87163

## Balance Sheet

	AS OF 02/01/2016		AS OF 02/29/2016	
	COST VALUE	MARKET VALUE	COST VALUE	MARKET VALUE
<b>A S S E T S</b>				
CASH	0.00	0.00	2,736.00	2,736.00
DUE FROM BROKERS	190,488.63	190,488.63	388,769.69	388,769.69
ACCRUED INCOME	237,308.46	237,308.46	330,953.09	330,953.09
TOTAL CASH & RECEIVABLES	427,797.09	427,797.09	722,458.78	722,458.78
CASH AND EQUIVALENTS				
SHORT TERM INVESTMENTS	4,933,331.46	4,933,331.46	4,446,606.88	4,446,606.88
TOTAL CASH AND EQUIVALENTS	4,933,331.46	4,933,331.46	4,446,606.88	4,446,606.88
EQUITIES				
COMMON STOCK	46,210,260.55	51,648,515.26	44,602,885.81	49,849,096.54
MUTUAL FUNDS - EQUITY	6,676,155.90	7,008,718.28	6,634,310.25	6,787,359.35
TOTAL EQUITIES	52,886,416.45	58,657,233.54	51,237,196.06	56,636,455.89
FIXED				
U S TREASURY BILLS	0.00	0.00	449,827.80	449,820.00
U S GOVERNMENT OBLIGATIONS	1,651,226.01	1,694,240.90	1,416,253.69	1,445,276.50
MORTGAGE BACKED SECURITIES	6,590,361.88	6,648,789.41	6,484,630.79	6,553,987.71
COLLATERALIZED MORTGAGE OBLIGATI	598,966.03	623,696.24	819,069.16	849,982.87
CORPORATE BONDS	11,896,131.91	11,845,891.05	13,544,453.51	13,476,277.50
MUTUAL FUNDS - FIXED INCOME	2,209,718.14	3,922,974.24	2,218,719.44	3,902,891.01
TOTAL FIXED	22,946,403.97	24,735,591.84	24,932,954.39	26,678,235.59
INTERNATIONAL				
FOREIGN BONDS, NOTES & DEBENTURE	180,870.00	160,311.00	180,870.00	160,306.50
FOREIGN STOCK	1,260,363.19	1,463,716.45	1,249,140.77	1,468,977.95
MUTUAL FUNDS - INTERNATIONAL	12,795,026.33	13,551,008.74	12,795,026.33	13,390,850.96
TOTAL INTERNATIONAL	14,236,259.52	15,175,036.19	14,225,037.10	15,020,135.41
MISCELLANEOUS ASSETS				
MISCELLANEOUS ASSETS	10,000,000.00	17,097,717.77	10,000,000.00	17,236,021.26
TOTAL MISCELLANEOUS ASSETS	10,000,000.00	17,097,717.77	10,000,000.00	17,236,021.26
PARTNERSHIPS				
PARTNERSHIPS	21,779,195.82	33,110,254.34	21,360,739.84	32,988,510.11
TOTAL PARTNERSHIPS	21,779,195.82	33,110,254.34	21,360,739.84	32,988,510.11
TOTAL HOLDINGS	126,781,607.22	153,709,165.14	126,202,534.27	153,005,965.14
TOTAL ASSETS	127,209,404.31	154,136,962.23	126,924,993.05	153,728,423.92

## ACCOUNT STATEMENT

Statement Period  
Account Number

02/01/2016 through 02/29/2016  
M87163

### Balance Sheet

	AS OF 02/01/2016		AS OF 02/29/2016	
	COST VALUE	MARKET VALUE	COST VALUE	MARKET VALUE
	L I A B I L I T I E S			
DUE TO BROKERS	302,801.14	302,801.14	421,514.22	421,514.22
TOTAL LIABILITIES	302,801.14	302,801.14	421,514.22	421,514.22
TOTAL NET ASSET VALUE	126,906,603.17	153,834,161.09	126,503,478.83	153,306,909.70
TOTAL LIABILITIES AND EQUITY	127,209,404.31	154,136,962.23	126,924,993.05	153,728,423.92

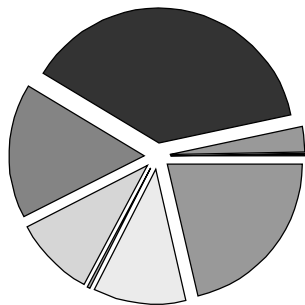


## ACCOUNT STATEMENT

Statement Period  
Account Number

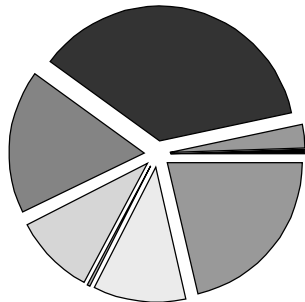
02/01/2016 through 02/29/2016  
M87163

### Beginning Market Allocation



0.3%	CASH & RECEIVABLES	427,797.09
3.2%	CASH AND EQUIVALENTS	4,933,331.46
38.1%	EQUITIES	58,657,233.54
16.1%	FIXED	24,735,591.84
9.9%	INTERNATIONAL	15,175,036.19
0.2%	LIABILITIES	302,801.14
11.1%	MISCELLANEOUS ASSETS	17,097,717.77
21.5%	PARTNERSHIPS	33,110,254.34
100.0%	Total	153,834,161.09

### Ending Market Allocation



0.5%	CASH & RECEIVABLES	722,458.78
2.9%	CASH AND EQUIVALENTS	4,446,606.88
36.9%	EQUITIES	56,636,455.89
17.4%	FIXED	26,678,235.59
9.8%	INTERNATIONAL	15,020,135.41
0.3%	LIABILITIES	421,514.22
11.3%	MISCELLANEOUS ASSETS	17,236,021.26
21.5%	PARTNERSHIPS	32,988,510.11
100.0%	Total	153,306,909.70

## ACCOUNT STATEMENT

Statement Period  
Account Number

02/01/2016 through 02/29/2016  
M87163

### Summary Of Cash Receipts And Disbursements

#### R E C E I P T S

CASH BALANCE AS OF 02/01/2016		0 . 00
CONTRIBUTIONS		
EMPLOYER CONTRIBUTIONS	38 , 281 . 83	
EMPLOYEE CONTRIBUTIONS	204 , 053 . 90	
TOTAL CONTRIBUTIONS		242 , 335 . 73
INCOME RECEIVED		
DIVIDENDS	56 , 116 . 61	
INTEREST	70 , 390 . 92	
TOTAL INCOME RECEIPTS		126 , 507 . 53
OTHER CASH RECEIPTS		2 , 214 , 568 . 51
PROCEEDS FROM THE DISPOSITION OF ASSETS		8 , 023 , 545 . 88
TOTAL RECEIPTS		10 , 606 , 957 . 65

#### D I S B U R S E M E N T S

PAYMENTS TO PARTICIPANTS		
PAYMENTS TO PARTICIPANTS	850 , 694 . 96	
TOTAL PAYMENTS TO PARTICIPANTS		850 , 694 . 96
OTHER CASH DISBURSEMENTS		2 , 228 , 784 . 20
COST OF ACQUISITION OF ASSETS		7 , 524 , 742 . 49
TOTAL DISBURSEMENTS		10 , 604 , 221 . 65
CASH BALANCE AS OF 02/29/2016		2 , 736 . 00

## ACCOUNT STATEMENT

Statement Period  
Account Number

02/01/2016 through 02/29/2016  
M87163

### Summary Of Fund

MARKET VALUE AS OF 02/01/2016	153,834,161.09
EMPLOYER CONTRIBUTIONS	38,281.83
EMPLOYEE CONTRIBUTIONS	204,053.90
DIVIDENDS	56,116.61
INTEREST	70,390.92
LESS BEGINNING ACCRUED INCOME	237,308.46-
ACCRUED INCOME	330,953.09
OTHER RECEIPTS	2,214,568.51
REALIZED GAIN OR LOSS	49,393.73
IN-KIND GAIN OR LOSS REDUCTIONS	233.95-
UNREALIZED GAIN OR LOSS	142,277.01-
PAYMENTS TO PARTICIPANTS	850,694.96-
OTHER DISBURSEMENTS	2,228,784.20-
NON-CASH DISTRIBUTIONS	31,711.40-
TOTAL MARKET VALUE AS OF 02/29/2016	153,306,909.70

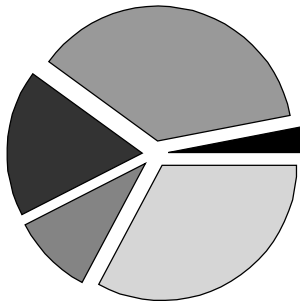
## ACCOUNT STATEMENT

Statement Period  
Account Number

02/01/2016 through 02/29/2016  
M87163

### Summary Of Investments

#### Investment Allocation



3.1%	CASH AND EQUIVALENTS	4,747,551.44
36.9%	EQUITIES	56,636,455.89
17.4%	FIXED	26,678,235.59
9.8%	INTERNATIONAL	15,020,135.41
32.8%	MISCELLANEOUS	50,224,531.37
100.0%	<b>Total</b>	<b>153,306,909.70</b>

#### Investment Summary

	Cost	Market Value	% of Acct	Estim Ann Inc	Income Yield
<b>CASH AND EQUIVALENTS</b>					
CASH	300,944.56	300,944.56	0.20	0	0.00
SHORT TERM INVESTMENTS	4,446,606.88	4,446,606.88	2.90	8,004	0.18
<b>TOTAL CASH AND EQUIVALENTS</b>	<b>4,747,551.44</b>	<b>4,747,551.44</b>	<b>3.10</b>	<b>8,004</b>	<b>0.17</b>
<b>EQUITIES</b>					
COMMON STOCK	44,602,885.81	49,849,096.54	32.52	1,078,200	2.16
MUTUAL FUNDS - EQUITY	6,634,310.25	6,787,359.35	4.43	154,947	2.28
<b>TOTAL EQUITIES</b>	<b>51,237,196.06</b>	<b>56,636,455.89</b>	<b>36.94</b>	<b>1,233,148</b>	<b>2.18</b>
<b>FIXED</b>					
U S GOVERNMENT OBLIGATIONS	1,416,253.69	1,445,276.50	0.94	23,869	1.65

## ACCOUNT STATEMENT

Statement Period  
Account Number

02/01/2016 through 02/29/2016  
M87163

### Summary Of Investments

#### Investment Summary

	Cost	Market Value	% of Acct	Estim Ann Inc	Income Yield
MORTGAGE BACKED SECURITIES	6,484,630.79	6,553,987.71	4.28	234,982	3.59
COLLATERALIZED MORTGAGE OBLIGATIONS	819,069.16	849,982.87	0.55	21,065	2.48
CORPORATE BONDS	13,544,453.51	13,476,277.50	8.79	597,384	4.43
MUTUAL FUNDS - FIXED INCOME	2,218,719.44	3,902,891.01	2.55	186,154	4.77
U S TREASURY BILLS	449,827.80	449,820.00	0.29	1,084	0.24
<b>TOTAL FIXED</b>	<b>24,932,954.39</b>	<b>26,678,235.59</b>	<b>17.40</b>	<b>1,064,539</b>	<b>3.99</b>
<b>INTERNATIONAL</b>					
FOREIGN BONDS, NOTES & DEBENTURES	180,870.00	160,306.50	0.10	8,625	5.38
FOREIGN STOCK	1,249,140.77	1,468,977.95	0.96	39,468	2.69
MUTUAL FUNDS - INTERNATIONAL	12,795,026.33	13,390,850.96	8.73	248,978	1.86
<b>TOTAL INTERNATIONAL</b>	<b>14,225,037.10</b>	<b>15,020,135.41</b>	<b>9.80</b>	<b>297,071</b>	<b>1.98</b>
<b>MISCELLANEOUS</b>					
MISCELLANEOUS ASSETS	10,000,000.00	17,236,021.26	11.24	0	0.00
PARTNERSHIPS	21,360,739.84	32,988,510.11	21.52	0	0.00
<b>TOTAL MISCELLANEOUS</b>	<b>31,360,739.84</b>	<b>50,224,531.37</b>	<b>32.76</b>	<b>0</b>	<b>0.00</b>
<b>Total Fund</b>	<b>126,503,478.83</b>	<b>153,306,909.70</b>	<b>100.00</b>	<b>2,602,761</b>	<b>1.70</b>